

# Cabinet and shelf lighting

100%

---

unexLED

Profilkönig

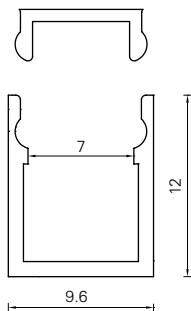
## Smart furniture lighting for recess and top mounting

### Innovation

The closed door opens, the interior is bright, as by magic - this is achieved from a light that is so pleasant and colour fast that grabbing the wrong choice of clothes is a thing of the past..




# Smart Furniture lighting



## Range of application

- Furniture and cabinet lighting
- Kitchen cabinet lighting
- Activation / deactivation with magnetic sensor and permanent magnet
- Available as recess or surface mounting



## Components in the set:

### LED light rail

- Aluminium profile 9.6 x 12.0
- Cover diffused
- LED strip 9.6W
- Connection cable
- Available in various lengths

11



**Table top power supply unit**  
220-240V AC / 24V DC 60W



**AMP 6-fold distributor**  
white



**Magnetic sensor incl. permanent magnet**  
1 Magnet sensor for max. 1 Amp switching current  
= 2500 mm LED recessed light

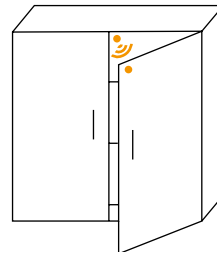

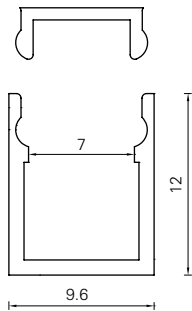


# Smart Furniture lighting sets

24V	9.6 W/m	120 LED/m	2700K	40'000h L70	
600 lm/m	120°	CRI 90	IP20	+40°C -20°C	

high colour rendering value / CRI 90

EPISTAR



CRI 90

Activation / deactivation with magnetic sensor and permanent magnet  
Contact spacing with the door closed max. 18 mm.

## Recessed lighting set simple for 1 door

359-050-01	bis 500mm	CHF	249.00
359-100-01	501 - 1000mm	CHF	298.00
359-150-01	1001 - 1500mm	CHF	349.00
359-200-01	1501 - 2000mm	CHF	398.00
359-250-01	2001 - 2500mm	CHF	449.00

## Recessed lighting set double for 2 doors

359-050-02	bis 500mm	CHF	449.00
359-100-02	501 - 1000mm	CHF	549.00
359-150-02	1001 - 1500mm	CHF	649.00
359-200-02	1501 - 2000mm	CHF	749.00
359-250-02	2001 - 2500mm	CHF	849.00

## Recessed lighting set triple for 3 doors

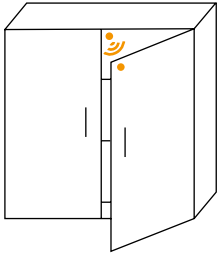
359-050-03	bis 500mm	CHF	649.00
359-100-03	501 - 1000mm	CHF	798.00
359-150-03	1001 - 1500mm	CHF	949.00
359-200-03	1501 - 2000mm	CHF	1'098.00

## Mounting bracket \*

For setup option  
26491-096-100 Mounting bracket CHF 4.90/Stk.

\* Mounting brackets must be ordered separately (3 pc. per m).

# Shelf profile sets



**Activation / deactivation  
with magnetic sensor and  
permanent magnet**

## **Flexibility**

Be able to adjust shelves as desired and yet have instant light? The new unexLED tray system with the magnetic sensor for on/off switching is the solution for:

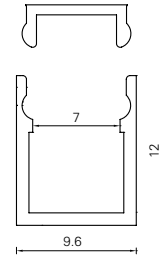
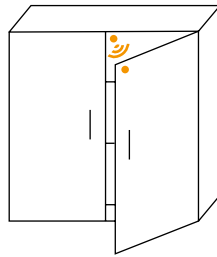
- Furniture and cabinet lighting
- Kitchen cabinet lighting
- Shelf lighting
- On/off with magnet
- Installation-friendly



# Shelf profile sets

24V	9.6 W/m	120 LED/m	2700K	40'000h L70	
600 lm/m	120°	CRI 90	IP20	+40°C -20°C	

high colour rendering value / CRI 90  
EPISTAR



Activation / deactivation with magnetic sensor and permanent magnet. Contact spacing with the door closed max. 18 mm.

## Parts list for downlights set for 1 shelf, 1 door (excl. power supply unit)



LED downlight in aluminium with LED strip and diffuse covering in appropriate length incl. endcaps. Groove mass: W/D 10 x 12 mm



Aluminium flat profile incl. lug for power connection + and - 24VDC, L/W/H 2.5 m x 8 mm x 2 mm  
Groove mass: W/D 8 x 2 mm



Magnetic sensor with permanent magnet



Shelf switchbox



Connection cable flat profile

## Parts list for downlights set for 1 shelf, 2 doors (excl. power supply unit)



LED recessed light in aluminium with LED strip and diffuse covering in appropriate length incl. endcaps. Groove mass: W/D 10 x 12 mm



Aluminium flat profile incl. lug for power connection + and - 24VDC, L/W/H 2.5 m x 8 mm x 2 mm  
Groove mass: W/D 8 x 2 mm



Magnetic sensor with permanent magnet



Shelf switchbox



Connection cable flat profile

## Power supply unit, depending on the total wattage (watts)



Power supply unit up to max. 60 Watt



Power supply unit up to max. 90 Watt





# Shelf profile set

24V	9.6 W/m	120 LED/m	2700K	40'000h L70	
600 lm/m	120°	CRI 90	IP20	+40°C -20°C	

high colour rendering value / CRI 90

EPISTAR



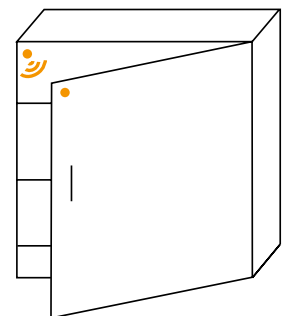
Standard for light measurement (inside dimension)

**Kitchen**  
 512 - 518 = Set-Dimension 512mm  
 562 - 568 = Set-Dimension 562mm  
 862 - 868 = Set-Dimension 862mm

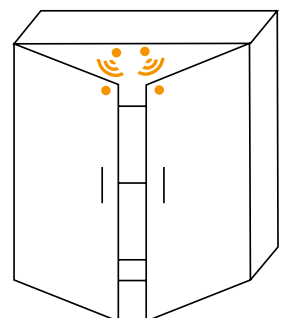
**Cabinet/shelf**  
 762 - 768 = Set-Dimension 762mm  
 962 - 968 = Set-Dimension 962mm  
 1162 - 1168 = Set-Dimension 1162mm

Length	Watt (max.)	Recessed lights set for 1 shelf, 1 door (excl. power supply unit)		Recessed lights set for 1 shelf, 2 doors (excl. power supply unit)	
bis 512mm	4.8W	110-001-01	CHF 349.00	110-001-02	CHF 369.00
513 - 562mm	5.3W	110-002-01	CHF 359.00	110-002-02	CHF 379.00
563 - 762mm	7.2W	110-003-01	CHF 369.00	110-003-02	CHF 389.00
763 - 862mm	8.2W	110-004-01	CHF 379.00	110-004-02	CHF 399.00
863 - 962mm	9.2W	110-005-01	CHF 399.00	110-005-02	CHF 419.00
963 - 1162mm	11.1W	110-006-01	CHF 409.00	110-006-02	CHF 439.00
1163 - 1500mm	14.4W	110-007-01	CHF 419.00	110-007-02	CHF 449.00
1501 - 2000mm	19.2W	110-008-01	CHF 439.00	110-008-02	CHF 469.00

		Each additional light rail for additional shelves	
bis 512mm	4.8W	110-001-10	CHF 99.00
513 - 562mm	5.3W	110-002-10	CHF 109.00
563 - 762mm	7.2W	110-003-10	CHF 119.00
763 - 862mm	8.2W	110-004-10	CHF 129.00
863 - 962mm	9.2W	110-005-10	CHF 139.00
963 - 1162mm	11.1W	110-006-10	CHF 149.00
1163 - 1500mm	14.4W	110-007-10	CHF 159.00
1501 - 2000mm	19.2W	110-008-10	CHF 169.00



1 magnetic sensor



2 magnetic sensors

Power supply units depending on the total power (watts) 220-240 V AC / 24 V DC:



to a maximum of 60 watts  
MW-TNG-60-24



to a maximum of 90 watts  
MW-LPF-90-24

## Accessories



Magnetic sensor with permanent magnet  
PI-216-410-500



Shelf switchbox  
110-100-99



AMP 6-fold distributor white  
AR-121-604-50

## Installation instructions:

The installation instructions can be downloaded from our homepage [www.unexLED.com](http://www.unexLED.com).



Our terms apply to all orders terms and conditions. These can be on our Web site ([www.unexled.com](http://www.unexled.com)) are available for download

## Our opening hours:

### Office

Monday - Friday: 7:00 am - 12:00 pm and 1:00 pm - 5:00 pm

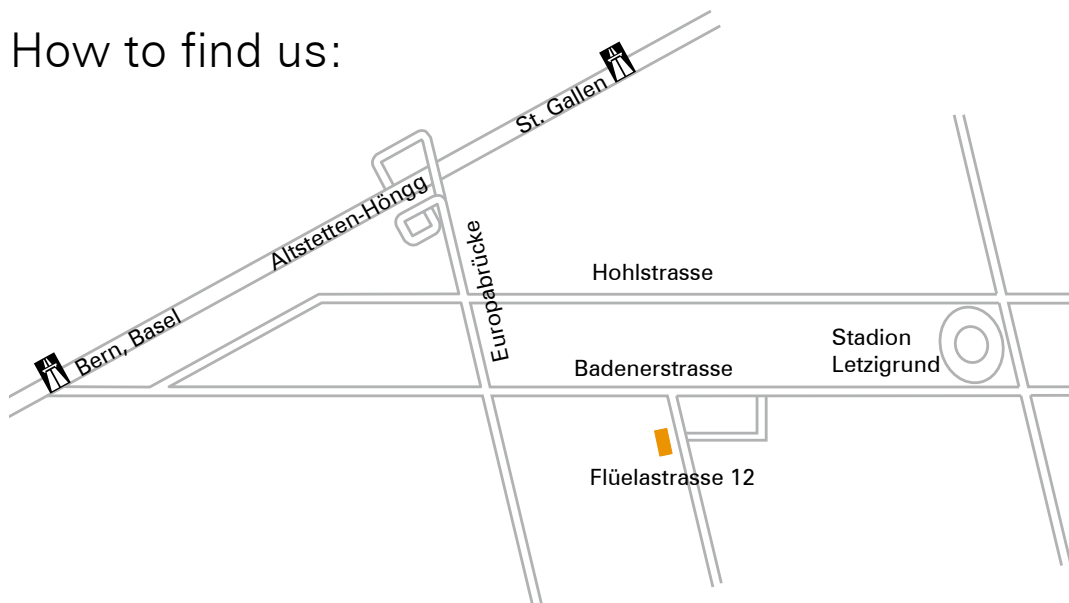
### LED Showroom:

Monday - Friday: 7:00 am - 12:00 pm and 1:00 pm - 5:00 pm

### Store pickup:

Monday - Friday: 7:30 am - 12:00 pm and 1:00 pm - 4:30 pm

## How to find us:





unexLED.com  
LED-LÖSUNGEN, BERATUNG UND PRODUKTE

UNEX DAKOTA AG +41 44 404 22 22  
Flüelastrasse 12 www.unexled.com  
CH-8048 Zürich info@unexled.com